


*Chief Engineer's
Annual Update*



June 2011



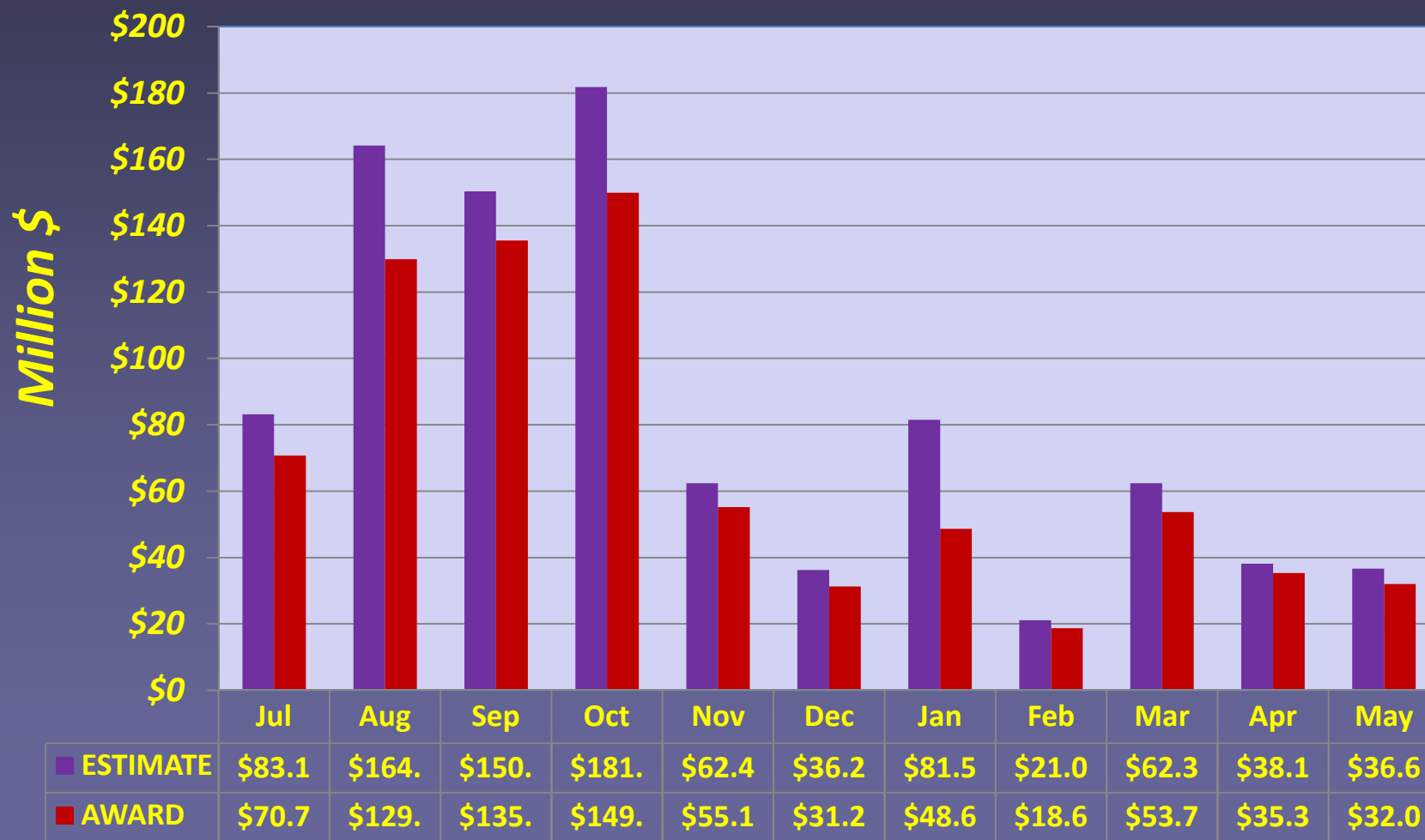
FY 2011 Lettings to Date

Comparison of Estimate and Award

LETTING SUMMARY (FISCAL YEAR 10-11)				
LETTING DATE	ESTIMATE (million \$)	AWARD (million \$)	AWARD OVER/UNDER (million \$)	% OVER/UNDER
July	\$83.15	\$70.76	(\$12.39)	-14.90%
August	\$164.14	\$129.87	(\$34.26)	-20.90%
September	\$150.32	\$135.57	(\$14.76)	-9.80%
October	\$181.79	\$149.97	(\$31.83)	-17.50%
November	\$62.41	\$55.16	(\$7.25)	-11.60%
December	\$36.20	\$31.25	(\$4.96)	-13.70%
January	\$81.54	\$48.64	(\$32.91)	-40.40%
February	\$21.09	\$18.68	(\$2.40)	-11.40%
March	\$62.39	\$53.72	(\$8.67)	-13.90%
April	\$38.13	\$35.34	(\$2.79)	-7.30%
May	\$36.62	\$32.02	(\$4.59)	-12.50%
TO DATE	\$917.79	\$760.97	(\$156.82)	-17.10%

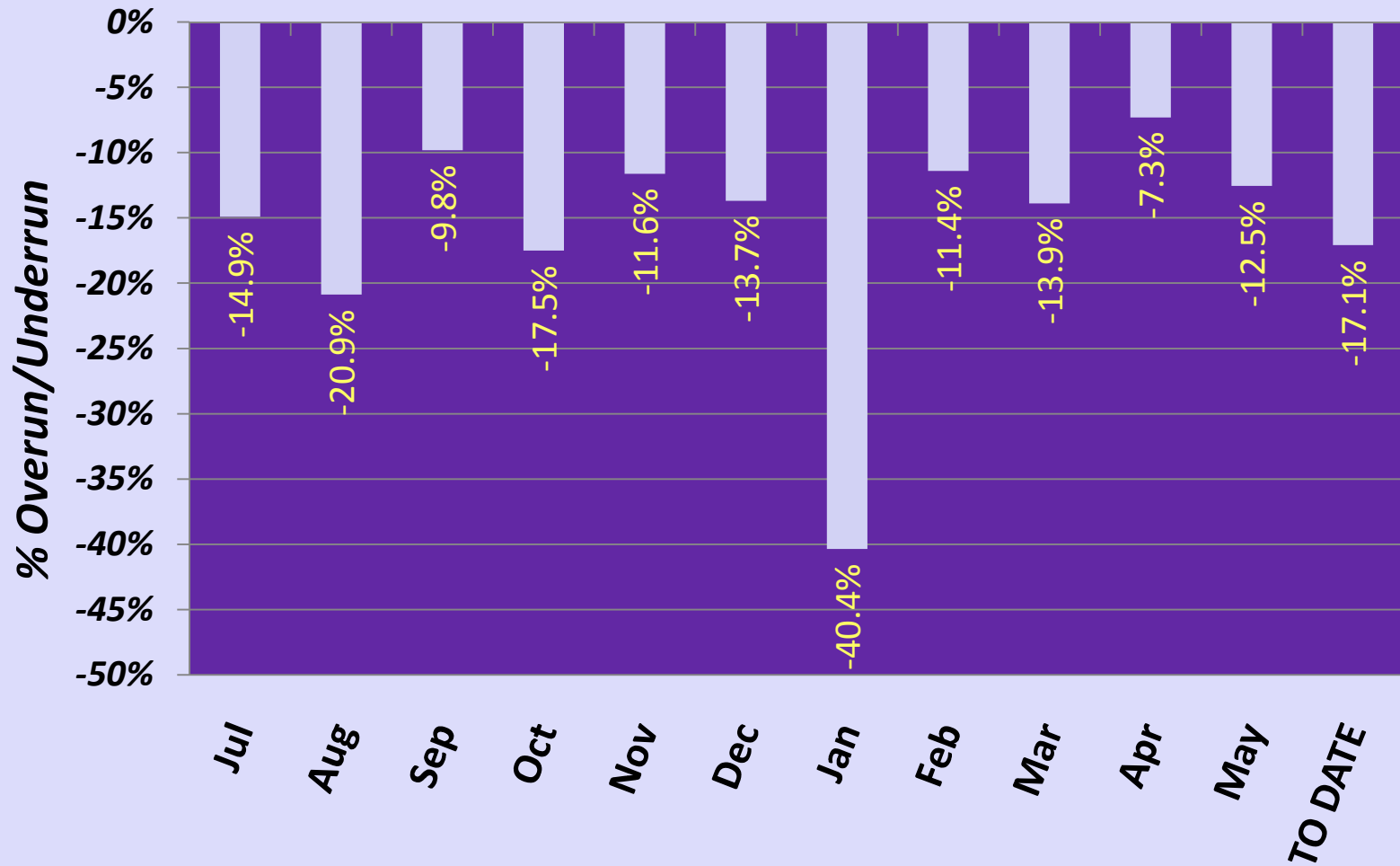


DOTD Estimate Cost vs. Awarded Cost (July 2010 through May 2011)





Percentage Award Cost Overrun or Underrun





AC and PCC Quantity, Estimated Cost and Award Cost (Fiscal Year to Date)

Type	Item	Unit	Quantity	Estimated Total Cost (million \$)	Award Total Cost (million \$)	Estimated Unit Cost	Average Unit Cost
AC	501	CU_YDS	6,338	\$1.60	\$2.0	\$252.32	\$314.53
		TONS	12,550			\$127.43	\$158.85
	502	CU_YDS	1,228,661	\$191.5	\$177.7	\$155.83	\$144.61
		TONS	2,432,748			\$78.70	\$73.04
	508	CU_YDS	38,970	\$8.1	\$8.7	\$208.70	\$224.09
		TONS	77,162			\$105.40	\$113.18
PCC	601	CU_YDS	137,319	\$21.0	\$18.2	\$152.92	\$132.30
		TONS	247,174			\$84.96	\$73.50



Alternate Bid Status

State Project 045-01-0021

LA 1 (Jct. LA 173 – Jct. LA 169)

Type Const: WIDEN TO 4 LANES, GRADING, ETC.;
ALTERNATE AA-1, SUPERPAVE ASPHALTIC CONCRETE PAVEMENT;
ALTERNATE AA-2, PORTLAND CEMENT CONCRETE PAVEMENT

Estimated Construction Cost: \$30,858,617.59

Maximum Number of Days Allowed for Construction: 9999

Calculated Daily User Cost: \$3,000.00

Rank	License	Bidder	Construction Bid	Bidder's Proposed Contract Time	Total Bid
1	40615	Specialty Trackhoe & Dozer Serv., Inc.	\$23,401,654.19	600	\$25,201,654.19
2	39462	JB James Construction, LLC	\$24,212,196.22	540	\$25,832,196.22
3	39670	Eutaw Construction Co., Inc.	\$24,435,340.52	490	\$25,905,340.52
4	34567	James Construction Group, LLC	\$24,303,709.00	830	\$26,793,709.00
5	36374	Best-Yet Builders, LLC	\$25,879,070.52	500	\$27,379,070.52
6	12135	Blount Bros. Construction, Inc.	\$25,576,635.57	750	\$27,826,635.57
7	12312	Gilchrist Construction Co., LLC	\$27,167,423.40	730	\$29,357,423.40
8	38936	Southern Industrial Contractors, LLC	\$27,875,964.83	725	\$30,050,964.83